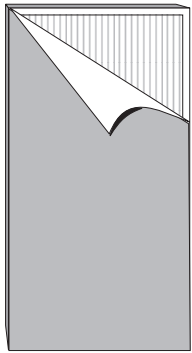


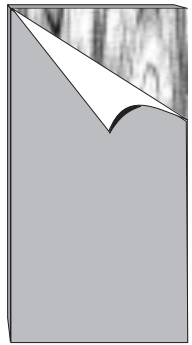
Doors & Locks

DO YOU HAVE THE RIGHT DOOR?

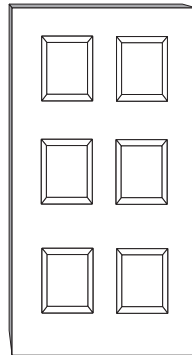
There are three types of doors available: hollow core, solid wood/solid wood core, and metal.



Hollow Core Door



Solid Core Door



Metal Door

Hollow Core

Hollow core doors are made from thin sheets of wood veneer glued over a wood frame with a cardboard insert.

Solid Wood/Solid Wood Core

These doors are made from solid wood or a wood veneer that is glued over a solid wood core.

Metal

Metal doors are constructed with a thin metal sheet that is glued over a solid wood core.

The Right Door for Your Needs

For exterior doors, including doors from your home to your garage, you should use solid wood core or metal doors. The doors should be at least 1¾ inches thick, and should not have glass or thin wood panels.

Hollow core doors are good for closets or other interior uses.

PROBLEM DOORS

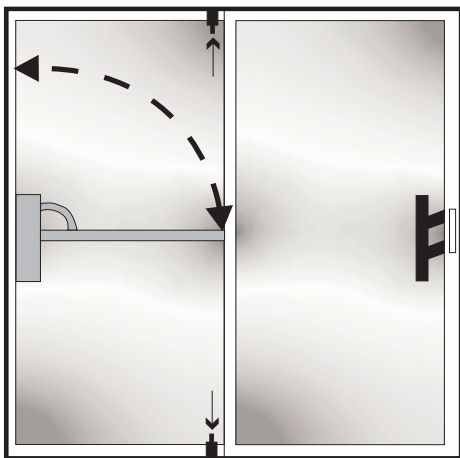
The best way to deal with problem doors is to replace them with more secure doors. If you can't replace the door, consider taking the following steps.

Sliding patio doors

Sliding patio doors should have the type of locking mechanism that vertically secures the top and bottom of the door to the track. If the only lock is from the handle to the wall, then additional steps should be taken to secure the door.

Keyed locks that attach to the top and bottom of the sliding door can be installed. Locks that can be hand-tightened may be safer in a fire; check with your local fire department.

A less expensive way to secure the door is to place a snug-fitting wooden dowel or other piece of wood into the track to block the door from opening. This method, however, is easily defeated from outside with something as simple as a paper clip. Factory-made bars that mount on the wall side of the doorway and swing down to lock the door in place (Charlie Bars) are another option. These bars are not as secure as locks at the top and bottom of the door.



Pet Doors

Although pet doors are convenient for pet owners, they can be an easy point of entry for a burglar. Some burglars are small enough to fit through pet doors, and others enlist the aid of a smaller person to enter the home and unlock a door or window for them.

Garage Doors

Garage doors are another weak link in home security. If you use an automatic door opener, change the internal code from the factory setting. Consult the owner's manual for instructions. Since garage doors can be easily defeated, you must use a solid wood or metal door with a dead bolt and strike plate between the garage to the house. When you leave on vacation, consider unplugging the door to prevent accidental opening.

Storm Doors

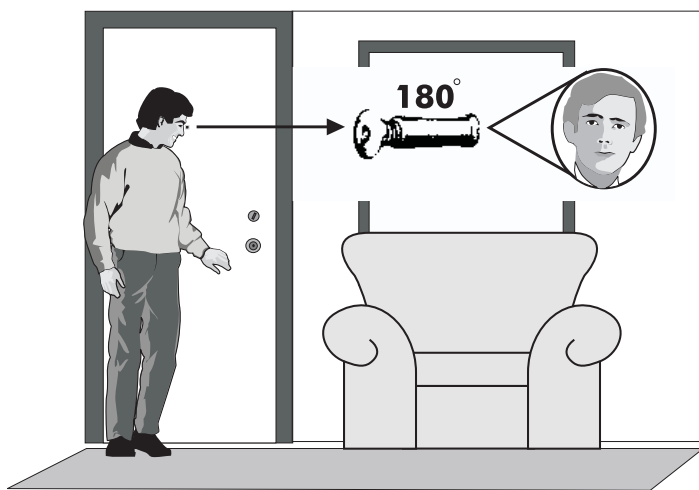
Storm doors are not security doors. They provide only minimal privacy protection and cannot be relied on for any security. They are designed only for protection from the weather.

DOOR HINGES

Exterior doors should not have hinges with the hinge pins on the outside. If the hinges are on the outside, you should replace the door or secure the hinges with a non-removable pin. You can purchase hinges with non-removable pins at most hardware or home improvement stores.

VIEWERS/PEEP HOLES

A viewer (peep hole) allows you to see who is on the other side of your door. All exterior doors should have one installed at eye level. You can purchase viewers at most home improvement stores.



Fire Safety Alert!

When you're at home, leave a key in a double cylinder dead bolt. You'll need a quick escape in a fire or other emergency.

HOW TO SECURE DOORS THAT HAVE GLASS PANELS

You have three options for securing outside doors with glass panels.

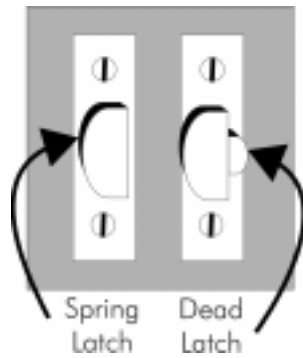
1. Install a clear, unbreakable polycarbonate panel over the glass on the inside of the door or use the panel to replace the existing glass. Fasten the panel securely on the inside of the door.
2. Install grated wire mesh, a wrought iron grille, or decorative wire grate over the glass. Be sure intruders would not have access through the grates to your locks.
3. Install a clear anti-penetration protective film over the glass.

TYPES OF LOCKS

Locks are your first line of defense against intruders. There are a few types of door locks, and some are better than others at deterring burglars and preventing crime.

Door Knob Locks

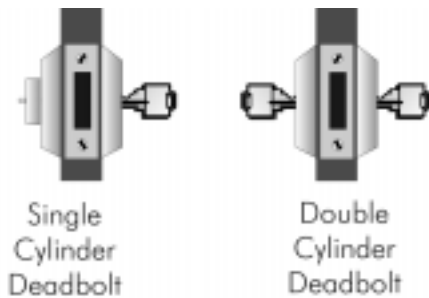
You can purchase two types of door knob locks: spring latch and dead latch.



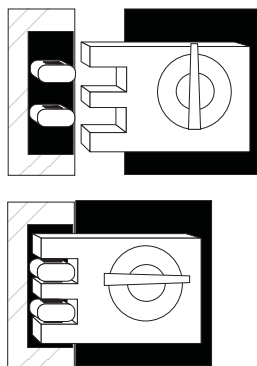
The dead latch locks provide slightly more security than spring latch locks. Nevertheless, these locks offer only minimal protection, and should be used on interior doors. If you use a door knob lock on an exterior door, it should be supplemented with a dead bolt lock.

Dead Bolt Locks

Dead bolt locks offer the best protection, so they should be used on all exterior doors. Be sure that the locks you use have bolts that extend at least one inch into the wall, and that the locks are made of solid metal with no exposed exterior screws. Some dead bolt locks also offer free-spinning collars; these prevent intruders from removing the cylinder with a wrench or vice grips.



Dead bolt locks come in two types: single cylinder and double cylinder. Single cylinder locks operate with a key from the outside and a thumb lever on the inside. Double cylinder locks use a key both inside and out. Double cylinder locks offer better protection; if a burglar enters the house through a window, he or she cannot open the door without a key. The burglar would have to exit through the window, limiting the objects that can be removed. Double cylinder locks can pose a fire safety hazard, so you must consider your options and choose the best solution for your home.



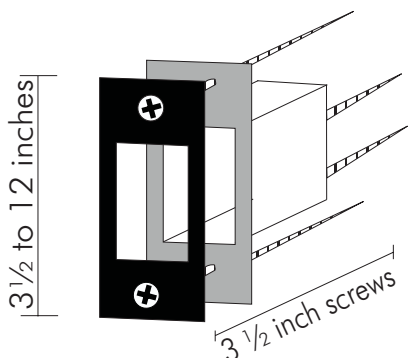
Vertical Deadbolts

Vertical dead bolts are another lock option; they are used primarily to secure double doors. The lock is secured to its mating plate with pins that make it difficult to pry. Double doors are not as secure as a single door because you cannot secure the lock to the wall frame. Vertical dead bolts also come in single or double cylinder models.

Dead bolt locks must be locked when you leave your home. If you pull your door shut and walk away, the door is not locked.

Security Strike Plates

In addition to the dead bolt, you should install a security strike plate on the door frame. The strike plate is heavy metal and is anchored to the door frame with 3 1/2 inch screws that secure it to the wall stud. The plate and screws make it more difficult for a burglar to force the door open. Check your existing doors; many contractors do not use long screws when installing strike plates.



DOOR FRAMES

Even if you use solid core doors and dead bolt locks on the entrances to your home, you may still be vulnerable. Burglars often use a technique called spreading. To do this, they insert a wedge between the door frame and the wall. The frame bows under the pressure, allowing the intruder to enter your home.

If you install doors, be sure that you place solid blocks between the frame and wall at the top, bottom, and middle of the door.

To strengthen existing frames, install large (3-4 inch) screws through the doorstop strip and frame. These screws should extend into the wall studs. The screws will pull the door frame and doorstrip tightly against the main wall.

EXTERIOR LIGHTING

Good exterior lights are one of the best burglary deterrents available because they keep would-be burglars from concealing themselves in the dark. There are several types of lights to consider, including the following.

- ♦ High pressure sodium or mercury vapor lights attached to timers are very effective tools.
- ♦ Passive infrared sensors turn on lights if they detect movement.
- ♦ A forty-watt light at each entrance, including the garage, will provide you with both safety and security.

LANDSCAPING

The shrubs that provide you with privacy also give a burglar a place to hide. Prune bushes down to two feet or trim trees up to at least four feet. Avoid having trees or tree branches near windows. If you want privacy, consider planting shrubs that have large thorns.

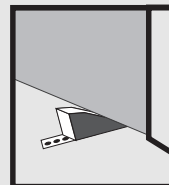
HOUSE NUMBERS

Install your house numbers so that the police, fire, and medical services can readily identify your house, both in daylight and darkness. Be sure the color of your numbers contrasts with your home's color, and that lights do not cause glare or reflections that make the numbers hard to read. If your house has sidewalks or curbs, paint the numbers on the curb (check your local regulations before painting).

OTHER SECURITY DEVICES

Door Wedges

A wedge is inexpensive, and when two steel pins are inserted into the floor, the door may be opened only a few inches. The pins prevent the wedge from slipping if force is applied to the door from the outside. Wedges are useful for bedroom doors because they can slow down intruders.



Chain Locks

Many homes also have chain locks, and people often use these as night latches. Chain locks are usually mounted with short screws and have weak chains. They are not recommended as a primary security device. All exterior doors should be secured with dead bolt locks.

